



Violetta Tudorache

+40 729 005 624

contact@blissimobiliare.ro
(mailto:contact@blissimobiliare.ro)

Updated on 1 October 2025

Office space

Sema Parc Berlin, Semanatoarea, Bucharest

Web Reference

#114690



<https://blissimobiliare.ro/en/office-space-for-rent-semanatoarea-bucharest-114690>
(<https://blissimobiliare.ro/en/office-space-for-rent-semanatoarea-bucharest-114690>)

Description

Sema Parc - Berlin Building, 1st Floor, 663.09 sqm, Shell & Core

Generous area for modern and dynamic companies

Modern office space with maximum fit-out flexibility

Within Sema Parc, one of Bucharest's largest mixed-use developments, a 663.09 sqm office space is available on the 1st floor of the Berlin Building. Delivered in shell & core condition, it provides tenants with full freedom to customize their layout and design, creating a workspace that reflects their brand identity and operational needs.

This adaptability makes it an excellent choice for companies seeking a tailor-made office, combining modern infrastructure with personalized design.

Building features and specifications

- Class A office building, part of Sema Parc development
- Curtain wall façade offering abundant natural light
- High-performance 4-pipe HVAC system with zoned control
- High-speed elevators and 24/7 controlled access
- Raised floor infrastructure prepared for cabling
- Suspended ceiling with integrated LED lighting (after fit-out)
- Fire detection and prevention systems

- Backup generator ensuring operational continuity
- Access to modern common areas and landscaped green spaces

Strategic location

Sema Parc is strategically positioned in central-west Bucharest, offering easy access to:

- Petrache Poenaru metro station (3 minutes walking distance)
- Splaiul Independenței, Iuliu Maniu Blvd., Basarab Bridge
- Multiple public transport connections: metro, tram, bus
- Restaurants, cafés, retail and integrated services within the complex

Tenant benefits


- Generous floor space of 663.09 sqm, adaptable to tenant needs
- Maximum flexibility thanks to shell & core delivery
- Class A building with premium standards and modern infrastructure
- Part of a well-established and expanding business hub


Berlin Building – 1st Floor, 663.09 sqm, Shell & Core is the ideal solution for companies seeking a modern, efficient, and highly customizable office in a landmark business complex.


Property details

Constructed surface	663m ²
Building type	Block
Year built	2019
State	Finished
Common service charges	2321.00 EUR

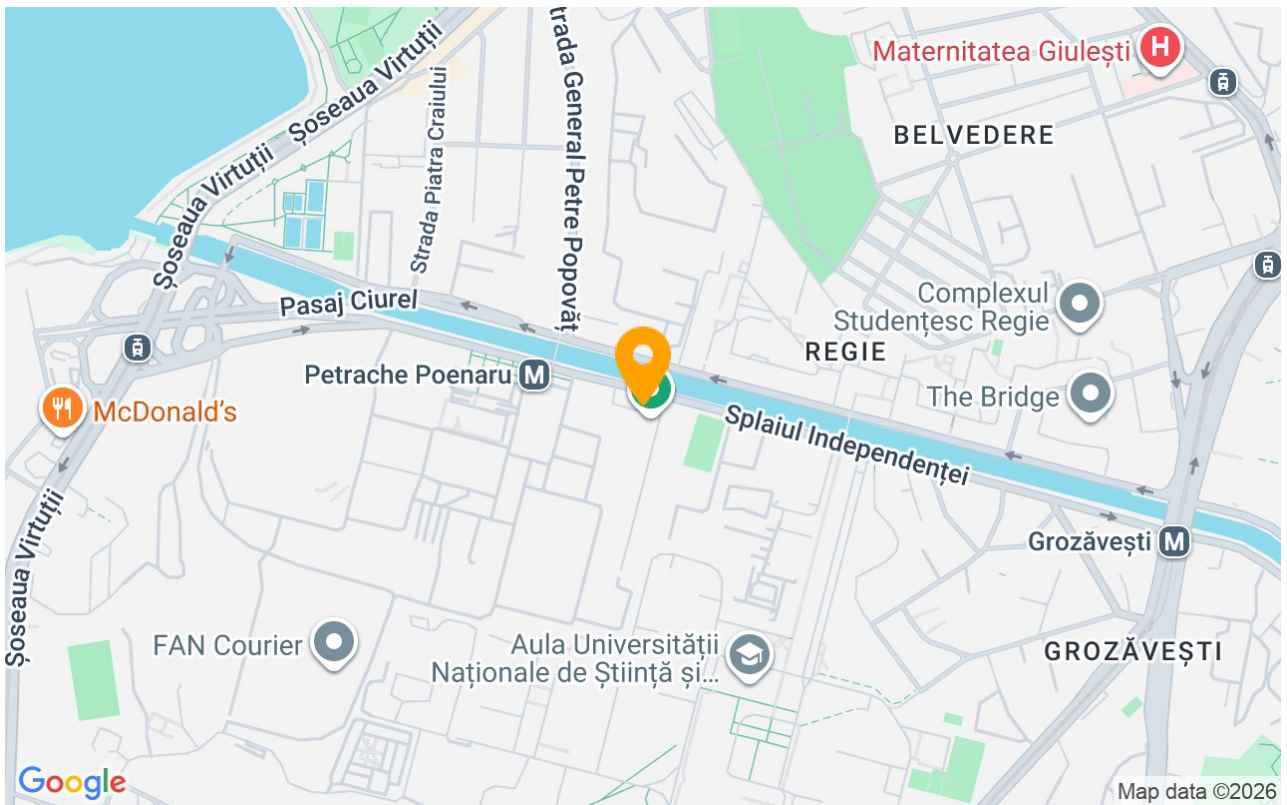
Amenities

 Not furnished

 Building heating

 Suitable for office

Location



Photos

